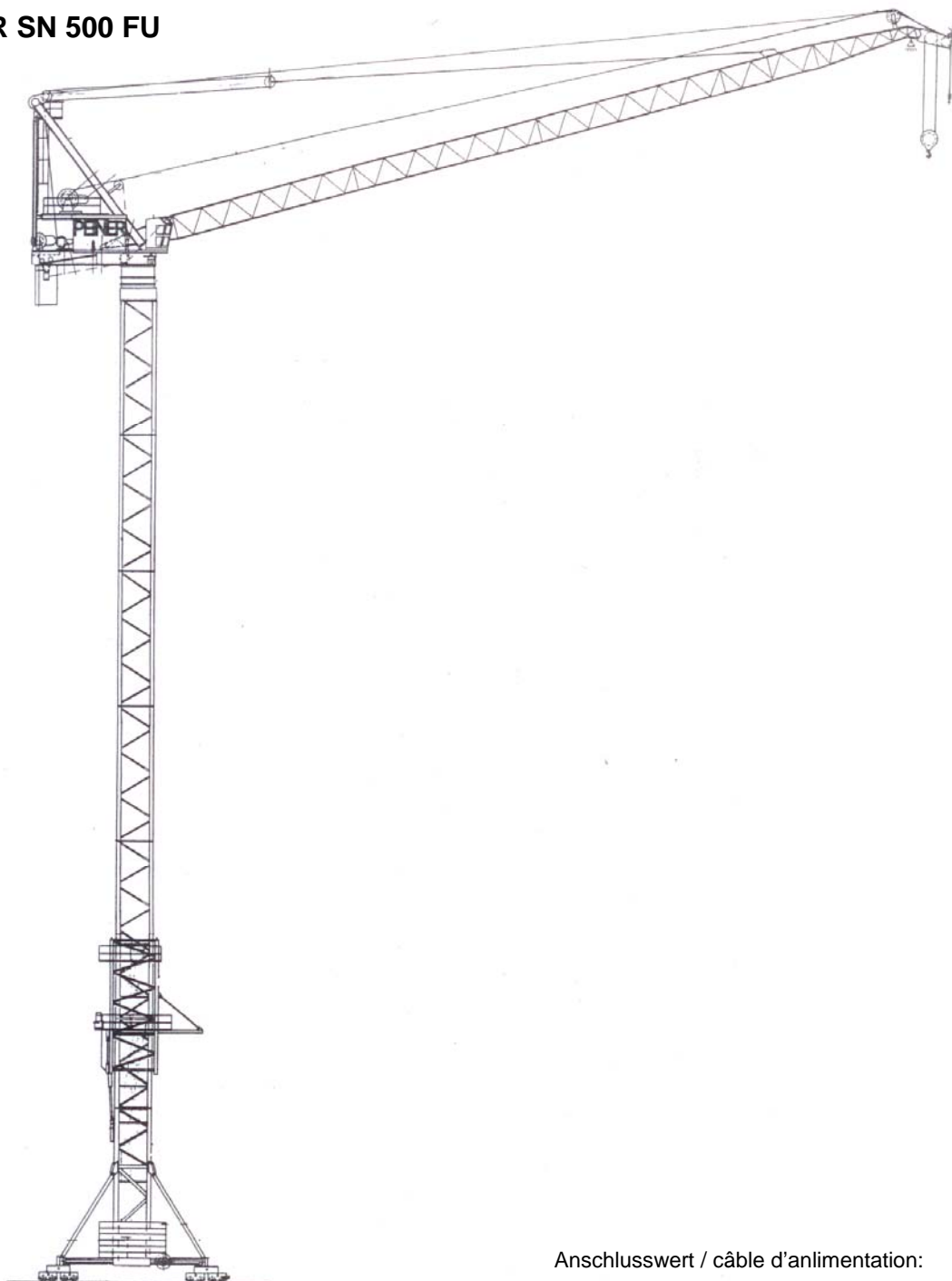





PEINER SN 500 FU



Anschlusswert / câble d'alimentation: 220 kVA

Ausladung / portée (m)		20	26	30	35	40	45	Tragfähigkeit (t) force de levage (t)	
Auslegerlänge (m) flèche (m)	45	4.7 – 13.9	26.8	20.0	17.0	14.2	12.1		10.5
	35	3.5 – 16.8	32.3	24.4	20.9	17.6			



	Motor FU (kW) m/min.	110 16-100		Motor FU (kW) min.	110 1.9		Motor (kW) r.p.m.	2 x 7.5 0.83
---	-------------------------	---------------	---	-----------------------	------------	---	----------------------	-----------------



Kaufmann Kranservice GmbH
 Rütisbergstrasse 8
 8156 Oberhasli
 Tel. 043 411 08 30
 Fax 043 411 08 31
 info@krankaufmann.ch
 www.turmkrane.ch