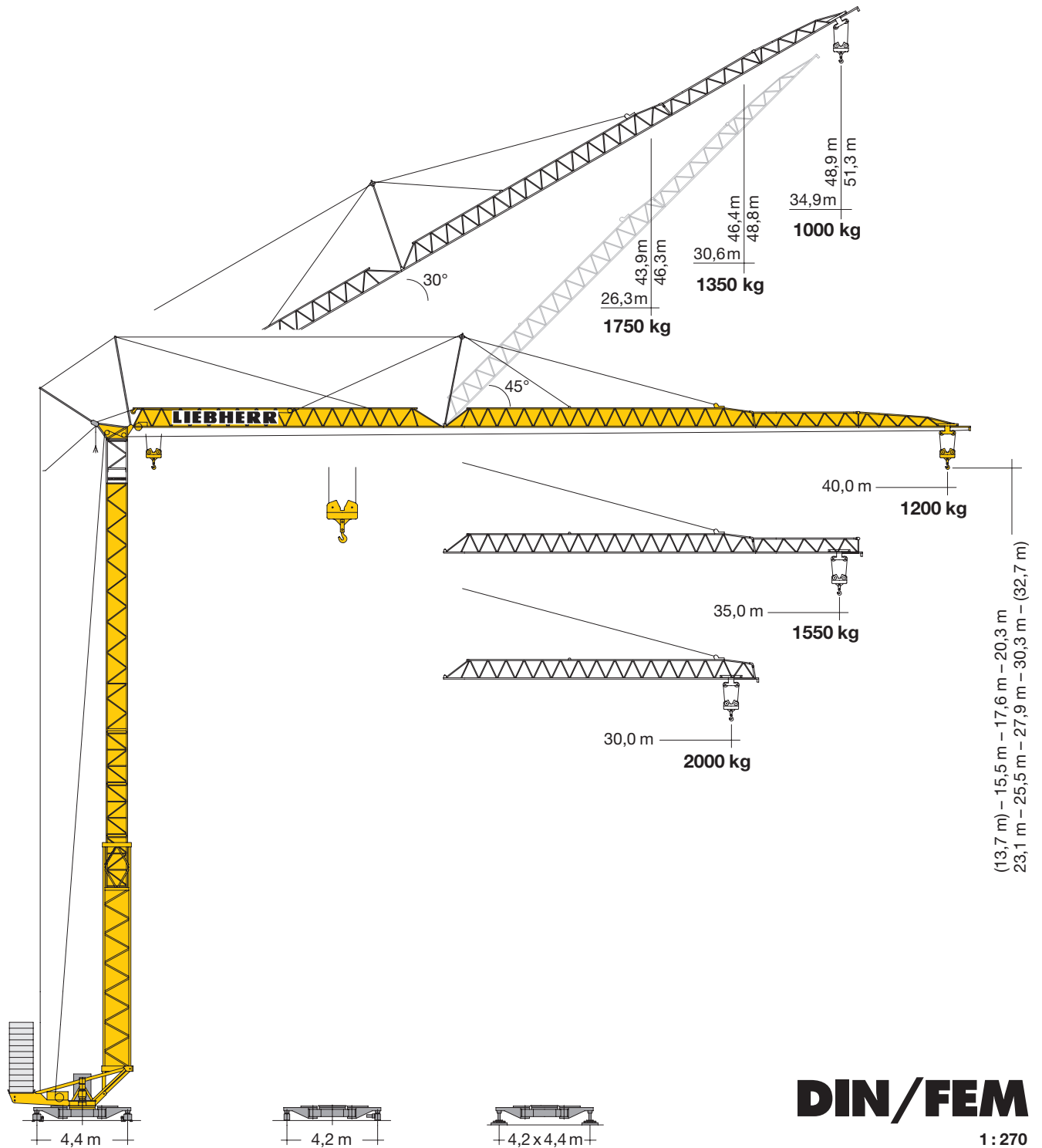


# Turmdrehkran

## 56 K

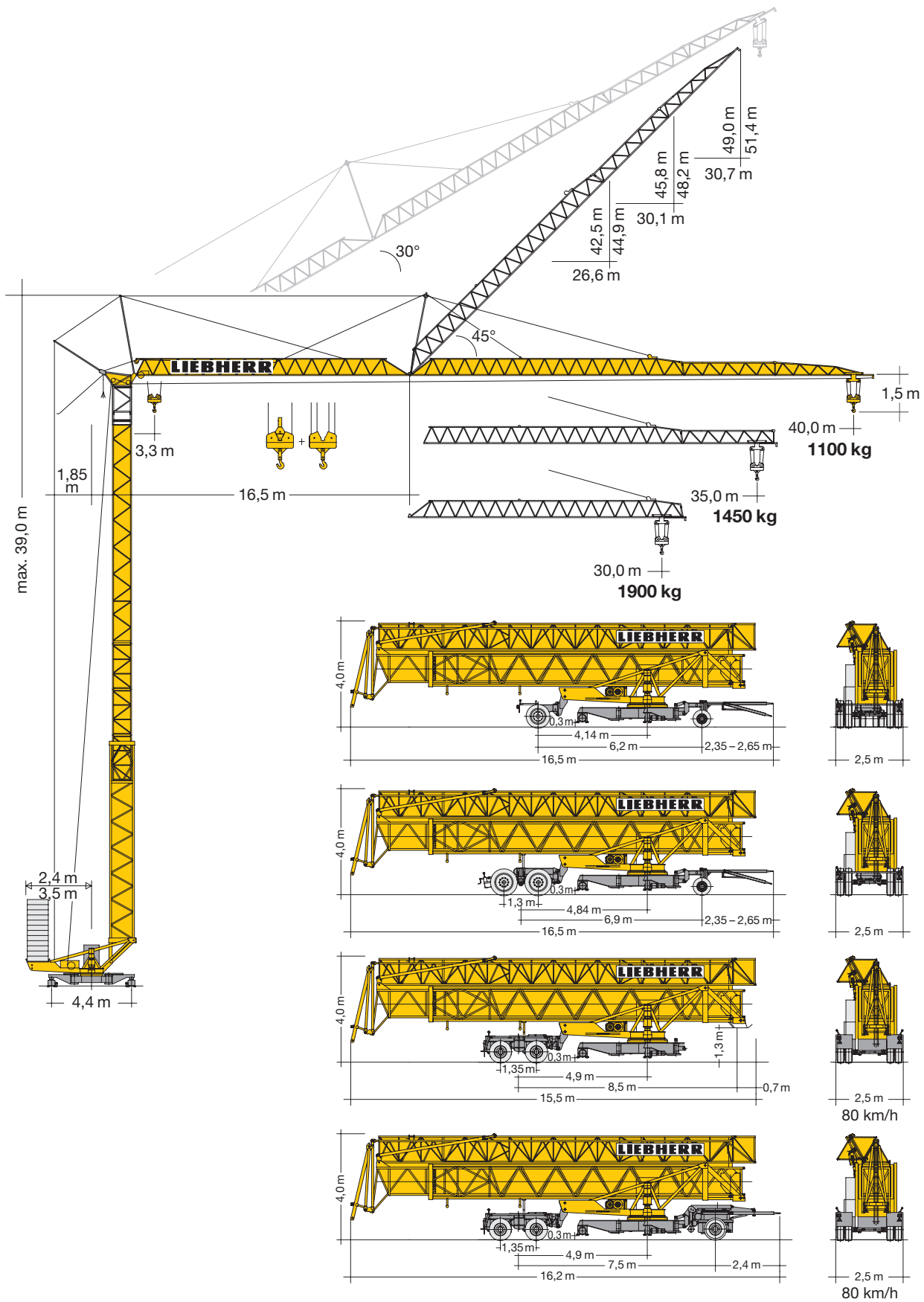
Tower Crane / Grue à tour / Gru a torre  
Grúa torre / Guindaste de torre



**DIN/FEM**

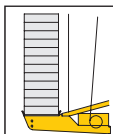
1:270

# LIEBHERR



## Gewicht

Weight / Poids / Peso / Peso / Pesos




r = 3,5 m      21960 kg  
r = 2,4 m      31110 kg



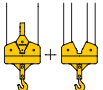
17500 kg

# Ausladung und Tragfähigkeit


Radius and capacity / Portée et charge / Sbraccio e portata / Alcances y cargas / Alcance e capacidade de carga

m	m/kg		m/kg																				
			20,0	21,0	22,0	23,0	24,0	25,0	26,0	27,0	28,0	29,0	30,0	31,0	32,0	33,0	34,0	35,0	36,0	37,0	38,0	39,0	40,0
40,0	3,3 – 23,6 2300		2300	2300	2300	2300	2250	2140	2040	1950	1870	1790	1720	1650	1590	1530	1470	1420	1370	1320	1280	1240	1200
35,0	3,3 – 25,3 2300		2300	2300	2300	2300	2300	2300	2220	2130	2030	1950	1870	1800	1730	1670	1610	1550					
30,0	3,3 – 26,7 2300		2300	2300	2300	2300	2300	2300	2270	2170	2080	2000											

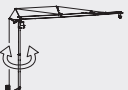
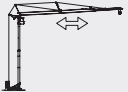


m	m/kg		m/kg																				
			20,0	21,0	22,0	23,0	24,0	25,0	26,0	27,0	28,0	29,0	30,0	31,0	32,0	33,0	34,0	35,0	36,0	37,0	38,0	39,0	40,0
40,0	3,3 – 23,9 2250	- 13,2 4500	2660	2500	2360	2230	2120	2010	1920	1830	1750	1670	1600	1530	1470	1420	1360	1310	1260	1220	1180	1140	1100
35,0	3,3 – 25,7 2250	- 14,1 4500	2920	2750	2590	2450	2330	2210	2110	2010	1920	1840	1760	1690	1630	1560	1510	1450	1400	1350	1300	1250	1200
30,0	3,3 – 27,2 2250	- 14,9 4500	3130	2950	2790	2640	2500	2380	2270	2170	2070	1980	1900										

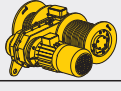
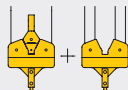
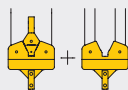
  


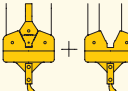
m	m/kg		Auslegersteilstellung 30° / Elevated jib 30° / Flèche inclinée 30° Braccio inclinato a 30° / Pluma inclinada 30° / Lança inclinada 30°																				
			16,0	17,0	18,0	19,0	20,0	21,0	22,0	23,0	24,0	25,0	26,3	27,0	28,0	29,0	30,0	30,6	31,0	32,0	33,0	34,0	34,9
40,0	3,1 – 18,1 2300		2300	2300	2300	2170	2030	1910	1800	1710	1620	1540	1440	1390	1330	1270	1220	1190	1170	1120	1080	1040	1000
35,0	3,1 – 20,0 2300		2300	2300	2300	2300	2290	2160	2040	1930	1830	1740	1630	1580	1510	1450	1380	1350					
30,0	3,1 – 21,1 2300		2300	2300	2300	2300	2300	2180	2070	1960	1860	1750											

# Antriebe

Driving units / Mécanismes d'entraînement / Azionamenti / Mecanismos / Mecanismos

	U/min. 0 ↔ 0,8 sl./min tr./min	5,0 kW EDC
	8,0 / 30,0 / 60,0 m/min 0 – 60,0 m/min	0,7 / 2,3 / 2,3 kW KL 2,8 kW FU
	25,0 m/min	2 x 1,5 kW
	0 – 45°, 60 sec.	3,0 kW

	Stufe / Step / Cran Marcia / Velocidad Velocidade	kg	m/min	
15,0 kW 	1	2250 4500	6,0 3,0	
	2	2250 4500	27,0 13,5	
	3	1600 3200	50,0 25,0	
11,0 kW FU 	1	2250 4500	4,7 2,4	
	2	2250 4500	24,0 12,0	
	3	1300 2600	45,0 22,0	
	4	900 1800	60,0 30,0	

BGL	 C.0.08.0056	 C.0.08.0050
-----	---	---

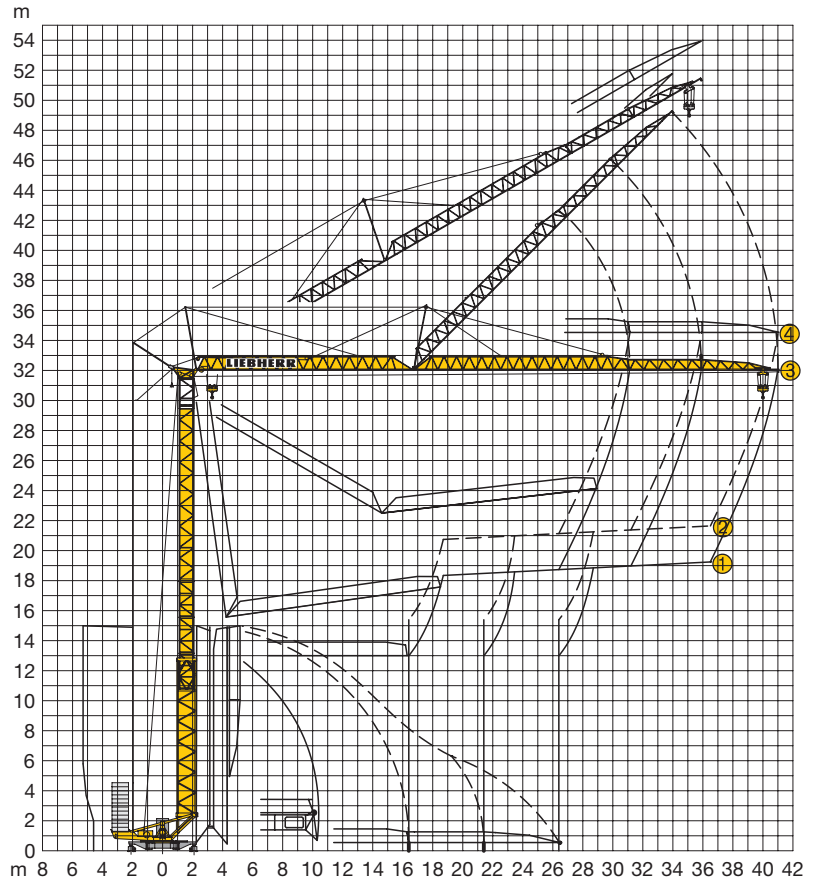
	400 V	Hz	kVA
99,0 m	4 x 10 mm <sup>2</sup> KL 4 x 6 mm <sup>2</sup> FU	50	28,0 KL 17,0 FU

- ④ **stationär**  
**4 Turmstücke**  
 stationary  
 4 tower sections  
 stationnaire  
 4 éléments de mât  
 stazionaria con  
 4 elementi di torre  
 estacionaria  
 4 tramos de torre  
 Estacionária  
 4 tramos de torre

- ③ **schienenfahrbar**  
**3 Turmstücke**  
 rail-going  
 3 tower sections  
 mobile  
 3 éléments de mât  
 traslante con  
 3 éléments di torre  
 móvil 3 tramos  
 de torre  
 Móvel 3 tramos  
 de torre

- ② **stationär ohne Turmstück**  
 stationary without  
 tower section  
 stationnaire sans  
 éléments de mât  
 stazionaria senza  
 elementi di torre  
 estacionaria sin  
 tramo de torre  
 Estacionária  
 sem tramo de torre

- ① **schienenfahrbar ohne Turmstück**  
 rail-going without  
 tower section  
 mobile sans  
 éléments de mât  
 traslante senza  
 elementi di torre  
 móvil sin tramo  
 de torre  
 Móvel sem  
 tramo de torre



## Kolli-Liste

Packing List / Liste de colisage / Lista dei colli / Lista de contenido / Lista de embalagem

Pos. Item Rep. Voce Pos. Ref.	Anz. Qty. Qte Qta. Cant. 1*				L (m)	B (m)	H (m)	kg
1 2	3 1*	<b>Turmstück (ohne/mit Turmauflage*)</b> / Tower section (without/with tower support*) / Élément de mât (sans/ avec support de mât*) / Elemento di torre (senza/con pedana di servizio*) / Tramo de torre (sin/con soporte de torre*) / Tramo de torre (sem/com suporte de torre*)			2,50	1,10	1,10	450
3	1	<b>Ausleger-Verlängerung 30,0 m – 35,0 m</b> Jib extension / Rallonge de la flèche Elemento estensione braccio Prolongación de pluma / Extensão da lança			2,50	1,10	1,10	550*
4	1	<b>Ausleger-Verlängerung 35,0 m – 40,0 m</b> Jib extension / Rallonge de la flèche Elemento estensione braccio Prolongación de pluma / Extensão da lança			5,00	1,02	0,80	185
5	1	<b>Transportachse vorne Tra 100 KY 2</b> Road transport axle front / Essieux de transport avant / Asse di trasporto anteriore / Eje delantero para transporte / Eixo de transporte dianteiro			5,10	1,02	0,70	130
6	1	<b>Transportachse hinten Tra 120 GY 1</b> Road transport axle behind / Essieux de transport arrière / Asse di trasporto posteriore / Eje trasero para transporte / Eixo de transporte traseiro			3,60	1,45	1,05	920
7	1	<b>Transportachse Tra 200 GZ 3</b> / Road transport axle Essieux de transport / Assali par trasporto Eje de transporte / Eixo de transporte			1,62	2,50	1,05	1075
8	1	<b>Transportachse hinten Tra 203</b> Road transport axle behind / Essieux de transport arrière / Asse di trasporto posteriore / Eje trasero para transporte / Eixo de transporte traseiro			3,10	2,50	1,10	2500
9	1	<b>Transportachse vorne Tra 115</b> Road transport axle front / Essieux de transport avant / Asse di trasporto anteriore / Eje delantero para transporte / Eixo de transporte dianteiro			3,00	2,50	1,20	2500
10	1	<b>Kiste mit Seilen und Kleinteilen</b> / Case with ropes and small parts Caisse avec câbles et pièces détachées / Cassa con funi e accessori Caja con cables y piezas sueltas / Caixa contendo cabos e acessórios			3,80	2,50	1,28	1900
					1,00	0,80	1,00	450

**Konstruktionsänderungen vorbehalten!**  
 Subject to alterations! / Sous réserves de modifications!  
 Si fa riserva di modifiche! / Salvo modificação da construoão!  
 ¡Sujeto a modificaciones!

**Sämtliche Angaben erfolgen ohne Gewähr.** / This information is supplied without liability.  
 Ces renseignements sont sans garantie. / Le indicazioni contenute si intendono salvo errori ed omissioni.  
 Declinamos toda responsabilidad derivada de la información proporcionada. / Declinamos qualquer  
 responsabilidade quanto à informação fornecida.

120 P – 3740 H1 B3 DIN 15018 • BGL C.0.08.0056 / FEM (Section 1) Krangruppe A3 und OENORM T3 • 03.01 / 6 Printed in Germany.